

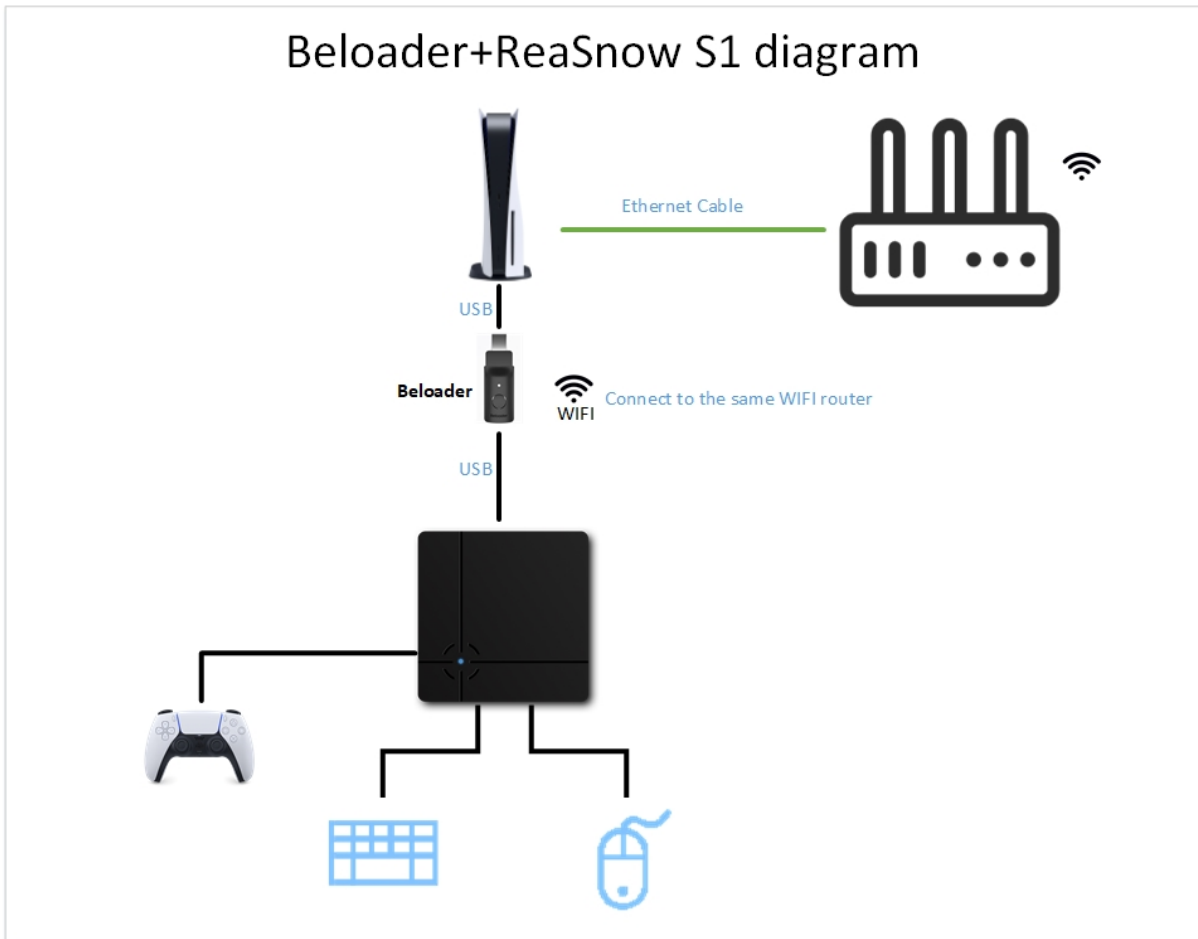
## Workarounds for using mouse and keyboard on PS5

Due to some reasons, the support for PS5 will not be like what it is for PS4 and other game consoles, PS5 controller can't be used as the authentication controller directly,

But here are some workarounds that can help us:

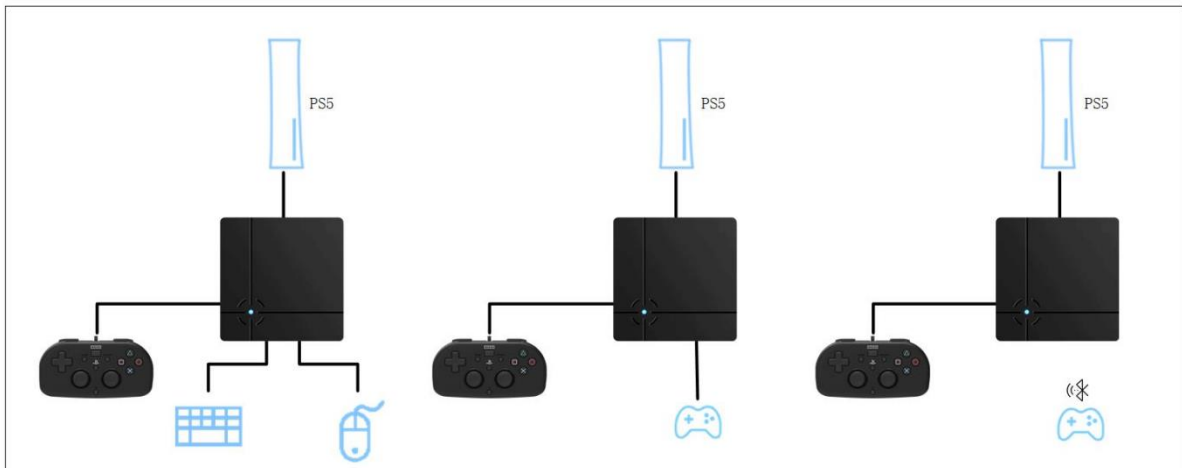
### Option 1: Beloader

Support all PS4 and PS5 games(No expert mode steering wheel support)



### Option 2: 3rd-Party Controller(Partial Support)

Support all PS4 and some of the PS5 games(Expert mode steering wheel support)



If a suitable 3rd-party controller is connected to USB1 of ReaSnow S1, it can work as the authentication controller for PS5 and let you play games on PS5.

Here is a list for all the 3rd-party controllers which have been tested:

- Hori Wired Mini Gamepad (PS4)**
- Horipad FPS plus (PS4 Mode)**
- Razer Raiju(USB Mode)**
- Hori Tactical Assault Commander 4(PS4)**
- Hori Tactical Assault Commander M1(PS4)**
- Scuf Vantage**
- Nacon Revolution Pro V3**
- Astro C40**

Adaptors which can also work as an authentication controller:

- MayFlash Magic-S**
- MayFlash Magic-S Pro**
- Coov P5booter**
- JYS P4135(PS5 mode)**

Since the PS5 system update in Aug 2021, the support for PS5 console with this option has been turned into a partial one, some new PS5 version games will not be supported.

Here is the list:

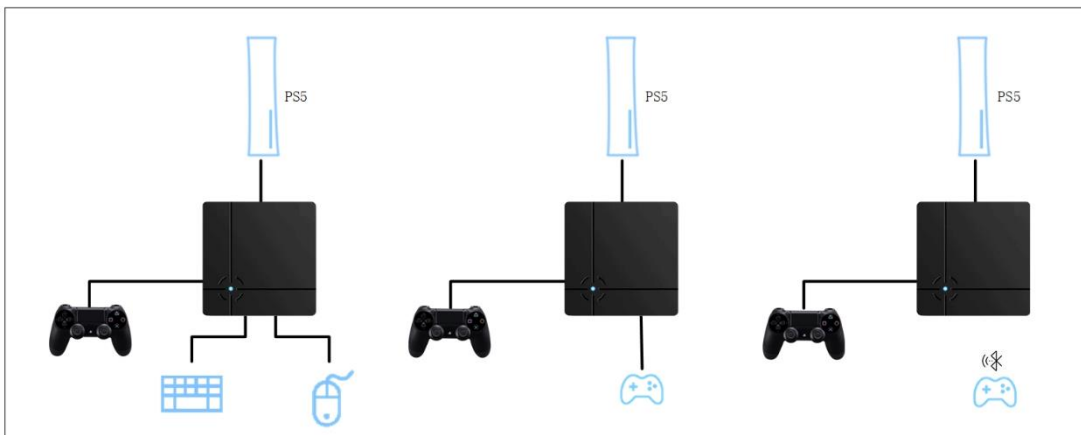
### **Known unsupported PS5 version games(Updated: Nov 25, 2021):**

1. Back 4 Blood
2. DOOM Eternal
3. Wreckfest
4. Call of Duty: Vanguard
5. Diablo II: Resurrected
6. Rainbow Six: Siege
7. Warframe
8. NBA2K22

9. Ghost of Tsushima
10. Fortnite
11. Deathloop
12. BF2042
13. FIFA 22
14. Far Cry 6
15. World of Tanks
16. GTA Trilogy

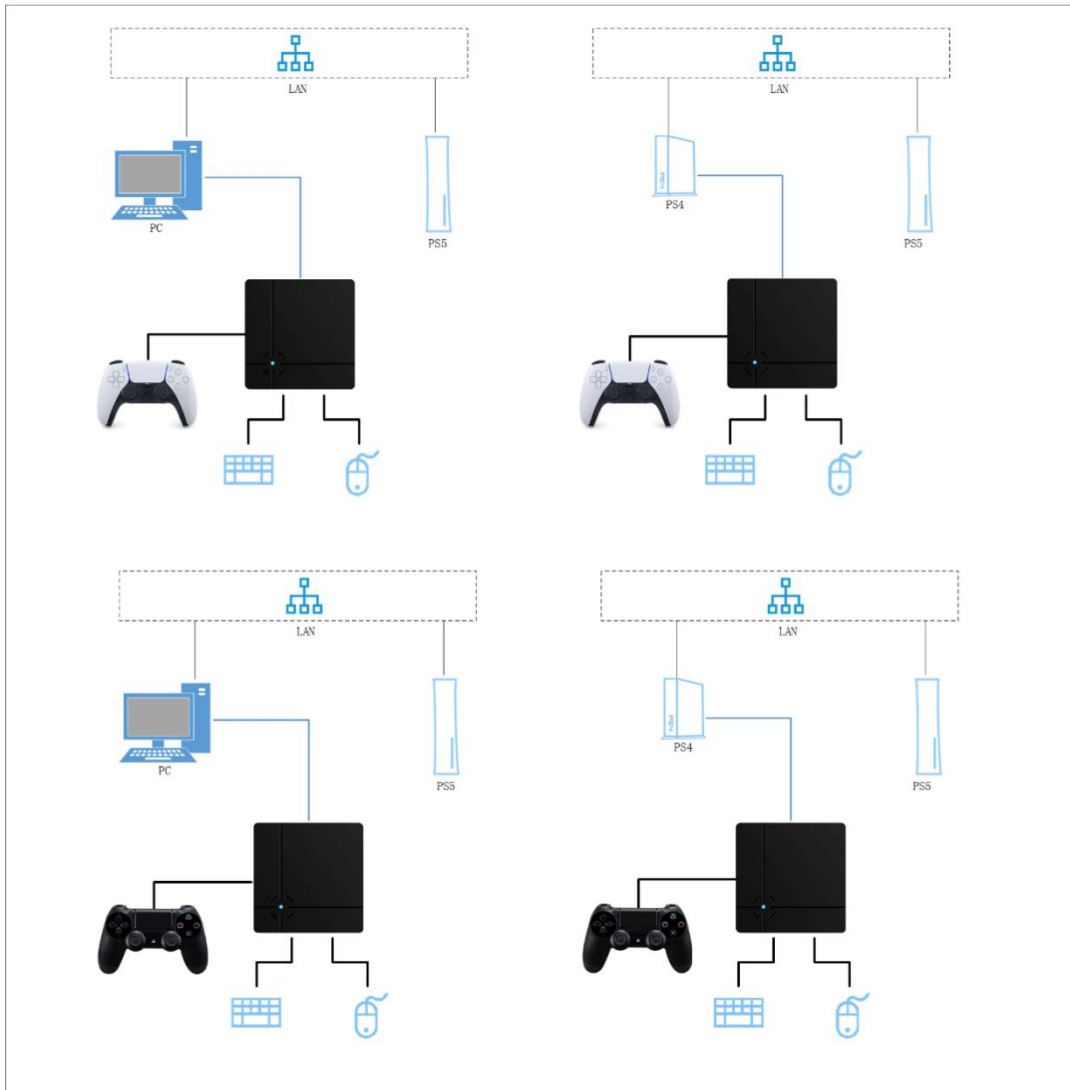
### Option 3: PS4 Pro/Slim controller

PS4 controller games only(No expert mode steering wheel support)



### Option 4: PS Remote Play

All PS4 and PS5 games(No expert mode steering wheel support)



## Appendix 1: Instructions for Option 4

### Step 1: Set up your PS5 console

From the home screen, select [Settings] > [System] > [Remote Play], and then turn on [Enable Remote Play].

### Step 2: Connect ReaSnow S1 to PC/PS4.

Download and upgrade firmware and APP to the latest versions,

Firmware >= 5.4.31

APP >= 1.4.1

1. connect PS5 controller(DualSense) or PS4 controller, keyboard and mouse to ReaSnow S1
2. then connect ReaSnow S1 to PC/PS4.
3. add a config in ReaSnow S1

### Step 3: Install and Run "PS Remote Play"

PC:

Install "PS Remote Play" from its official website:

[https://remoteplay.dl.playstation.net/remoteplay/lang/en/ps5\\_win.html](https://remoteplay.dl.playstation.net/remoteplay/lang/en/ps5_win.html)

PS4:

Run "PS5 Remote Play" on home screen directly

**Some Tips:**

1. Login PS Remote Play with the same PSN ID which is used for your PS5 console.
2. You can use PS5 monitor directly for playing games, just turn off your PC monitor, or minimize Remote Play's window.
3. Connecting PS5 and your PC or PS4 to the same router or network switch using Ethernet cables will bring much better experience for you, better video quality and less latency