

Instructions on Logitech G27 support



Below are some steps you should follow to use G27 with Cross Hair correctly.

1. Make sure there is no controller, keyboard, mouse, joystick or anything else plugged into it.
Then connect Cross Hair to PC, using the USB cable included in the package.
The LOGO should be white.
 2. Download “Cross Hair ManagerV1.35.0”(Support Logitech G27 Steering Wheel in Legacy Mode) or “Cross Hair ManagerV1.35.1”(Support Logitech G27 Steering Wheel in Expert Mode), extract the zip file and run the Manager.(Windows Only)
Please upgrade the firmware, if the Manager notifies you. When the upgrade is completed, the Manager will close itself automatically. And you should run it again!
 3. Choose your console and add a game in it.
For example, choose **PS4** as the console and **DriveClub** as your game.
In legacy mode, currently only these games are tested with G27 steering wheel:
PS4: [DriveClub](#), [Need for Speed: Rivals](#), [Project Cars](#)
XBOX ONE: [Forza 5](#)
XBOX 360: [Need for Speed: Hot Pursuit](#)
In expert mode, currently only one game is tested with G27 steering wheel:
PS4: [DriveClub](#)
- If there is more than one game configuration, please choose one as “start up”
4. Save and close the Manager. Detach Cross Hair from PC.
 5. Firstly, connect the original controller (USB PORT1) and the G27 (USB PORT2 or 3) to Cross Hair, and then connect Cross Hair to console. A breathing color means it's working well.
 6. Please remember to activate the configuration of your game before playing.
- It's better to turn off the controller and log out the user before connecting.
After Cross Hair is powered on, it will turn the controller on automatically. Do not turn the controller off when LOGO of Cross Hair is breathing.
 - Controller must not be in the wireless mode. You can judge that by its indication color(PS4

platform).

- During the power-on procedure, do not press the PS/GUIDE button on controller, unless LOGO of Cross Hair is breathing.
- All controllers must be the official one.
- Wireless controller of XBOX 360 can not be used as wired controller with a USB cable connected on it.

For the USB port on this controller can only be used for charging, no data lines in this port.

While all other wireless controllers can be used as wired ones with a USB cable connected, such as controllers of PS4, PS3, XBOX ONE.

Announcement: We release two versions of Cross Hair Manager for this time. (Version 1.35.0 and Version 1.35.1)

Basically, there is no difference between these two versions except for the support of Logitech G27 steering wheel.

In version 1.35.0, Logitech G27 steering wheel will work in legacy mode, which means it can support more games but the feeling of control may be not as good as version 1.35.1.

In version 1.35.1, Logitech G27 steering wheel will work in expert mode, which means it may provide a better feeling of control for the users. But currently it can only support DriveClub.

Users can try any of them, they are both stable ones.

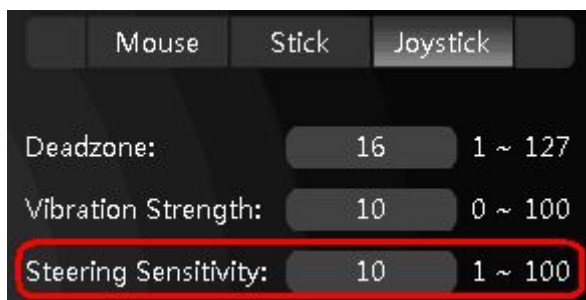
We are very glad to hear your responses through emails or our forum, which will help us to become better!

● **Steering Sensitivity:** This setting is effective only in legacy mode racing game configurations, when you are using a supported steering wheel.

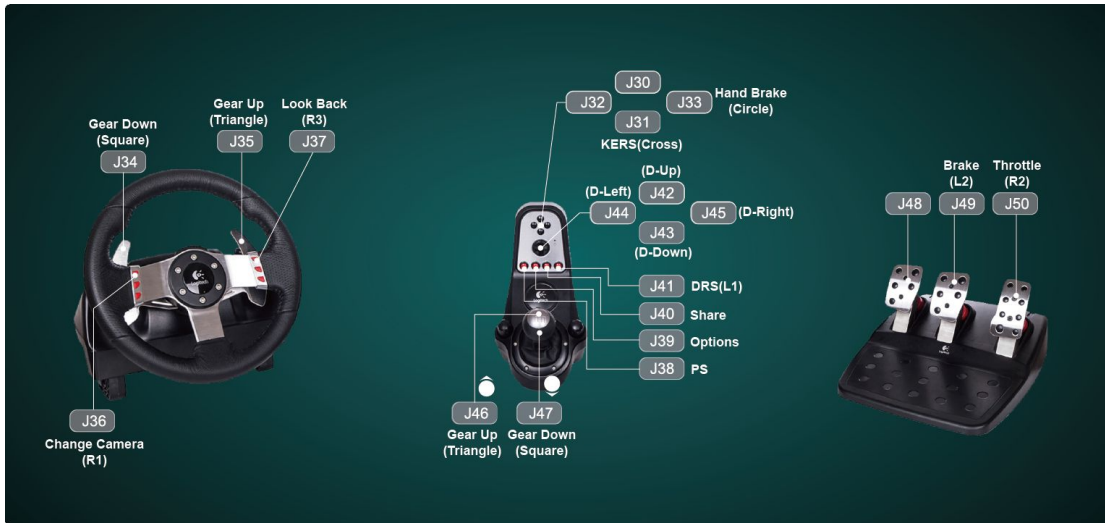
A bigger value means the wheel is more sensitive in game. By default, the value is 10.

There is no such setting in expert mode racing game configurations. In expert mode, you do not need to change that.

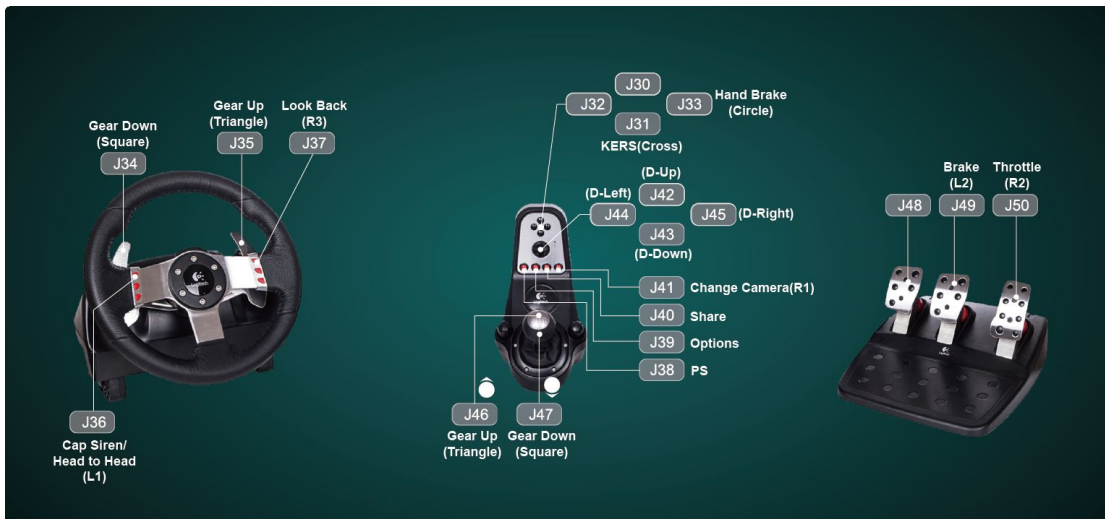
And there is no such setting in general game configuration either.



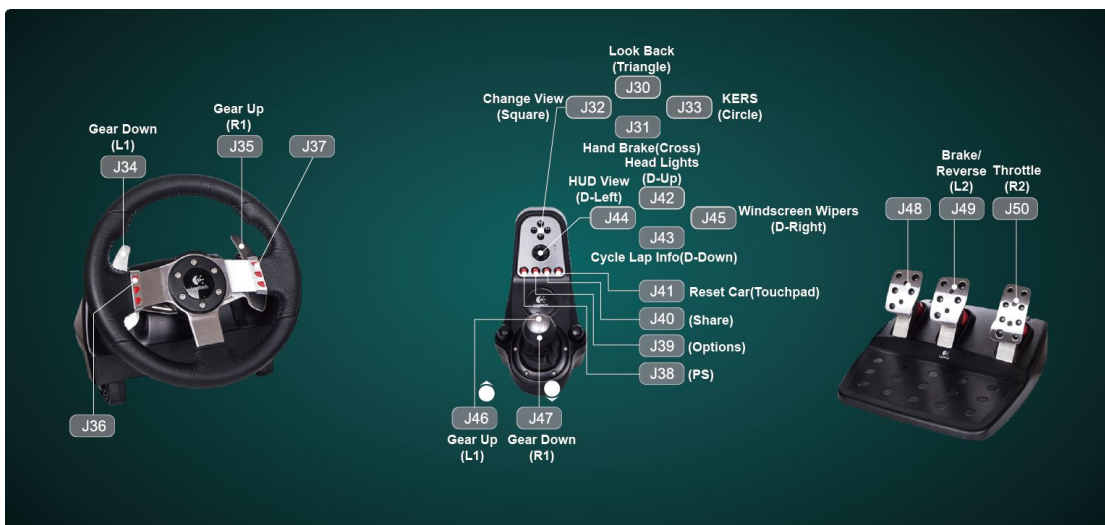
Legacy Mode, PS4: [DriveClub](#) Keypmapping:



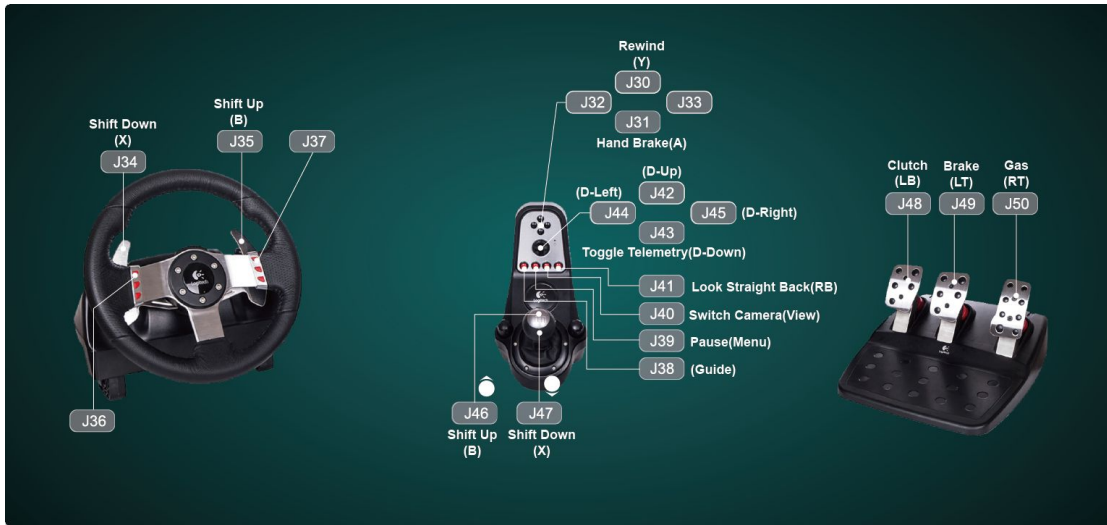
Legacy Mode, PS4: [Need for Speed: Rivals](#) Keypmapping:



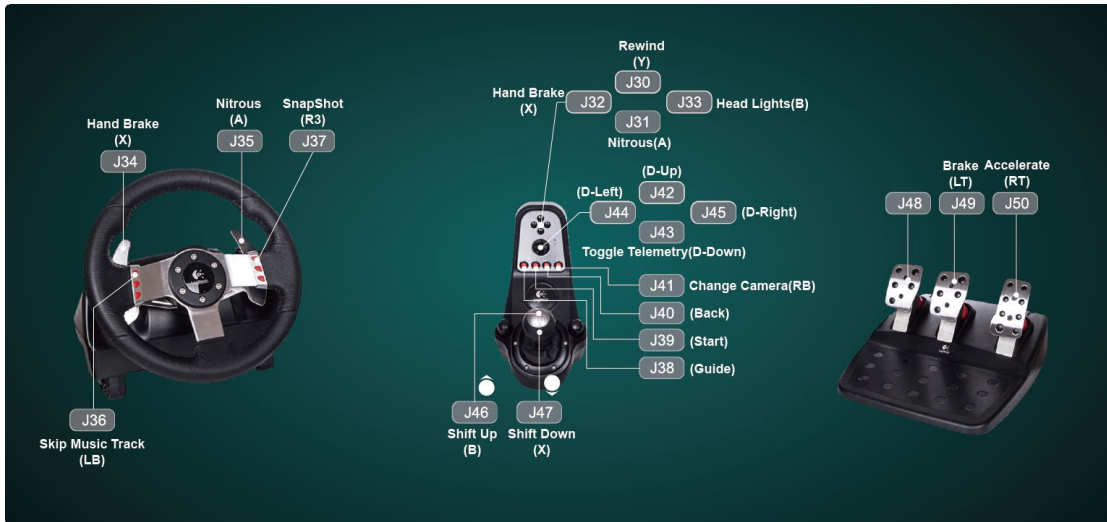
Legacy Mode, PS4: [Project Cars](#) Keypmapping:



Legacy Mode, XBOX ONE: Forza 5 Keypmapping:



Legacy Mode, XBOX 360: Need for Speed: Hot Pursuit Keypmapping:



Expert Mode, PS4: DriveClub Keypmapping:

